






Reception Remote Learning: Week 4- Week Beginning: 19.10.20


We would love to see what learning you've been doing at home. Please send photos in using the **Evidence Me app**. You can also use Twitter to share your learning too.

	 <b>Maths</b> Oak Academy	 <b>English</b> Oak Academy	 <b>Phonics</b>
<b>Monday</b>	To estimate a number of objects and check by counting: Within three  <a href="https://classroom.thenational.academy/lessons/to-estimate-a-number-of-objects-and-check-by-counting-within-three-75j36e">https://classroom.thenational.academy/lessons/to-estimate-a-number-of-objects-and-check-by-counting-within-three-75j36e</a>	The Three Billy Goats Gruff In this lesson, we will be exploring the problem in the Billy Goats Gruff story and the plan to overcome it.  <a href="https://classroom.thenational.academy/lessons/to-know-that-stories-have-problems-in-them-cnkhgr">https://classroom.thenational.academy/lessons/to-know-that-stories-have-problems-in-them-cnkhgr</a>	<ul style="list-style-type: none"> <li>• Watch a RWI speed sound lesson for the sound <b>(e)</b> click on the link which has been sent to you in a text</li> <li>• Try and find objects around the house beginning with <b>(e)</b></li> <li>• Try writing the sound using the letter formation rhyme: Lift off the top and scoop out the egg</li> <li>• <b>(m,a,s,d,t,i,n,p,g,o,c,k,u,b,f,e)</b></li> <li>• Share a story every day, look for the sounds you have learnt in the books you share.</li> </ul>
<b>Tuesday</b>	Count one, two, and three objects reliably and create representations for each number  <a href="https://classroom.thenational.academy/lessons/count-one-two-and-three-objects-reliably-and-create-representations-for-each-number-69j66r">https://classroom.thenational.academy/lessons/count-one-two-and-three-objects-reliably-and-create-representations-for-each-number-69j66r</a>	In this lesson, we will sing and map the story of The Three Billy Goats Gruff.  <a href="https://classroom.thenational.academy/lessons/to-sing-and-map-the-story-6xgkar">https://classroom.thenational.academy/lessons/to-sing-and-map-the-story-6xgkar</a>	<ul style="list-style-type: none"> <li>• Watch a RWI speed sound lesson for the sound <b>(l)</b> click on the link which has been sent to you in a text</li> <li>• Try and find objects around the house beginning with <b>(l)</b></li> <li>• Try writing the sound using the letter formation rhyme: Down the long leg</li> <li>• Share a story every day, look for the sounds you have learnt in the books you share. <b>(m,a,s,d,t,i,n,p,g,o,c,k,u,b,f,e,l)</b></li> <li>•</li> </ul>
<b>Wednesday</b>	Counting four objects reliably  <a href="https://classroom.thenational.academy/lessons/count-four-objects-reliably-75jk4r">https://classroom.thenational.academy/lessons/count-four-objects-reliably-75jk4r</a>	In this lesson, we will step out the story of The Three Billy Goats Gruff.  <a href="https://classroom.thenational.academy/lessons/to-step-the-story-cmrk6c">https://classroom.thenational.academy/lessons/to-step-the-story-cmrk6c</a>	<ul style="list-style-type: none"> <li>• Watch a RWI speed sound lesson for the sound <b>h</b> click on the link which has been sent to you in a text</li> <li>• Make two sets of sound cards. Play Snap or Pairs, using the sounds you have learnt so far. <b>(m,a,s,d,t,i,n,p,g,o,c,k,u,b,f,e,l,h)</b></li> <li>• Try and find objects around the house beginning with <b>h</b></li> <li>• Try writing the sound using the letter formation rhyme: <b>Down the head to the hooves and over his back</b></li> <li>• Share a story every day, look for the sounds you have learnt in the books you share.</li> </ul>

<b>Thursday</b>	Developing an understanding about the number 4  <a href="https://classroom.thenational.academy/lessons/develop-an-understanding-about-the-number-four-cmu3cr">https://classroom.thenational.academy/lessons/develop-an-understanding-about-the-number-four-cmu3cr</a>	To mime the story of The Three Billy Goats Gruff: In this lesson, we will explore language linked to actions  <a href="https://classroom.thenational.academy/lessons/to-mime-the-story-of-the-three-billy-goats-gruff-70w62e">https://classroom.thenational.academy/lessons/to-mime-the-story-of-the-three-billy-goats-gruff-70w62e</a>	<ul style="list-style-type: none"> <li>• Watch a RWI speed sound lesson for the sound <b>r</b> click on the link which has been sent to you in a text Make two sets of sound cards. Play Snap or Pairs, using the sounds you have learnt so far</li> <li>• Try and find objects around the house beginning with <b>r</b></li> <li>• Try writing the sound using the letter formation rhyme: <b>Down his back and then curl over his arm</b></li> <li>• Share a story every day, look for the sounds you have learnt in the books you share. . <b>(m,a,s,d,t,i,n,p,g,o,c,k,u,b,f,e,l,h,r)</b></li> </ul>
<b>Friday</b>		To tell the story of Three billy goats Gruff In this lesson, we will bring together all the work of the unit so far to support an independent telling.  <a href="https://classroom.thenational.academy/lessons/to-tell-the-story-independently-70t3cc">https://classroom.thenational.academy/lessons/to-tell-the-story-independently-70t3cc</a>	<ul style="list-style-type: none"> <li>• Watch a RWI speed sound lesson for the sound <b>j</b> click on the link which has been sent to you in a text</li> <li>• Make two sets of sound cards. Play Snap or Pairs, using the sounds you have learnt so far. <b>(m,a,s,d,t,i,n,p,g,o,c,k,u,b,f,e,l,h,r,j)</b></li> <li>• Try and find objects around the house beginning with <b>j</b></li> <li>• Try writing the sound using the letter formation rhyme: <b>Down his body curl and dot</b></li> <li>• Can you spot any of the sounds you have learnt on the television?</li> </ul>

<b>Study Ladder</b>	<b>Studyladder.co.uk</b> Click on Maths Week 5 Click on Literacy Week 5
---------------------	-------------------------------------------------------------------------

<b>Numbots</b>	<a href="https://play.numbots.com/?#/account/school-login-type">https://play.numbots.com/?#/account/school-login-type</a> Spend 15 minutes a day playing on Numbots (See log in details at the front of Home Learning book)
----------------	--------------------------------------------------------------------------------------------------------------------------------------------------------------------------------------------------------------------------------

<b>Understanding the world</b>	<p>Either- Find some autumn objects in the garden and make an autumn picture. Here are some ideas to help you.</p>  <p>Or- Ask an adult to help you look on the internet for information and videos of hibernating animals. Can you name 5 animals who hibernate in the winter?</p>
--------------------------------	------------------------------------------------------------------------------------------------------------------------------------------------------------------------------------------------------------------------------------------------------------------------------------------------------------------------------------------------------------------------

If you have any questions about your child's remote leaning, please email your child's teacher (Reception Only) at:  
[eyfs@uplandsmanor.sandwell.sch.uk](mailto:eyfs@uplandsmanor.sandwell.sch.uk)